

**MAIN POINT:**

---

God is Strong; He is Always with You

**MEMORY VERSE:**

---

*"Have I not commanded you? Be strong and courageous. Do not be afraid; do not be discouraged. For the Lord your God will be with you wherever you go." Joshua 1:9*

**BIBLE STORY SUMMARY:**

---

Moses had led God's people out of Egypt and during their stay in the wilderness. When he died, God rose up a new leader named Joshua. Joshua sent two spies to check out the city of Jericho because they were about to battle for it. While there, the spies hid in Rahab's house so they wouldn't be discovered. Rahab had heard about God's amazing power with the parting of the Red Sea and how He took care of His people. Rahab hid the spies then helped them escape out her window and over the walls that surrounded the city. The spies promised Rahab and her family she would be safe when they battled Jericho. Rahab knew God is strong and had faith in Him.

**WATCH IT**

---

Find the lesson video on our website: [www.cschurch.ca/children-faith-at-home](http://www.cschurch.ca/children-faith-at-home)

Search: CSC Children's Ministries on YouTube to find our channel.

**DO IT → RAHAB AND THE SPIES**

---

**SUPPLIES**

- Rahab craft (1 set per child, see last pages)
- Red cord or yarn (8.5" piece per child)
- Pencil crayons
- Scotch tape
- Scissors

**Activity Instructions:**

Print the two pages and cut out one of each piece on the second printing page. Have children colour the characters.


Continued on next page →

Cut the lines under the window to create slits for the cord or yarn to go through. You may want to put tape under the slits on the back so they don't rip the paper when pulling on the cord.


Thread the cord/yarn through the slits under the window.



Tape the bottom line craft piece to one end of the cord.




Tape the climbing spy character to the other end of the cord.



Pull on the red cord to have the spy character climb down to safety.

*Continued on next page →*



### The Point

Use this craft to tell the story of Rahab helping the spies get away and remember that God is always with you.

### TALK ABOUT IT:

---

Do this section with your child while they are assembling their craft.

1. **When have you been scared to do something that was right?** (Standing up to a bully, telling my parents the truth about something I did wrong, talking to a new kid at school.)
2. **Rahab was courageous because she heard amazing things that God did and knew that God is strong. When we notice things that remind us of who God is, we call that God sightings. What are some ideas of God sightings we have seen or may see if we are watching for them?** (Something amazing in nature—northern lights, sunrise, kindness from someone, when God provides something for you, an answered prayer.)
3. **How can you show thankfulness to God for always being with you?** (Tell Him in prayer, live like you follow God, tell others about God.)

### FAMILY PRAYER:

---


Dear God, thank you for promising to always be with us. You are so strong and that encourages us, just like it did Joshua, the spies and Rahab. Help us trust you even when we're afraid. We love you, in Jesus' name, Amen.

### OFFERING:

---

Our offering project will go to HART, helping kids who have been affected by the war in Ukraine.

*Continued on next page →*





God is Strong;  
He is Always  
with You

God is Strong;  
He is Always  
with You

God is Strong;  
He is Always  
with You

God is Strong;  
He is Always  
with You

God is Strong;  
He is Always  
with You