

MAIN POINT:

God Provides Us with His Word

MEMORY VERSE:

"And my God will meet all your needs according to the riches of his glory in Christ Jesus." Philippians 4:19

BIBLE STORY SUMMARY:

Hannah was unable to have a child, so she prayed to God for a son. God answered her prayer, and Hannah had a son named Samuel. Hannah decided to dedicate Samuel to God and gave him to a priest named Eli, so he would be raised at the tabernacle. Eli taught Samuel how to serve God. One night while Samuel was sleeping, he heard his name called. He thought it was Eli, but it turned out to be God. God spoke to Samuel, giving him a special message. Samuel listened to God and did what He said.

WATCH IT

Find the lesson video on our website: www.cschurch.ca/children-faith-at-home

Search: CSC Children's Ministries on YouTube to find our channel.

DO IT → BIBLE READING CHALLENGE SPINNER

SUPPLIES

- Spinner Template (1 per child, see last pages)
- Bible Challenge Poster (1 per child, see last pages)
- Paper clip (1 per child)
- Brass fastener (1 per child)
- Scissors
- Glue stick
- Pencil crayons
- Bible

Activity Instructions:

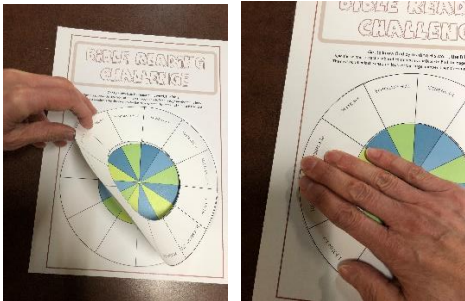
Print and cut out the circle spinner.

Turn spinner face down. Children place glue around the circle spinner. Encourage them to get as close to the edges as possible.

Continued on next page →



Place the circle spinner on the poster, in the circle and have them line up the lines. Have them press and hold in different spots for at least 15 seconds so the glue has time to adhere.




Have children colour the letters on the spinner template then help your child poke a hole in the middle of the spinner using the brass fastener.


Put the brass fastener through the end of the paperclip that has the double pass.



Poke the fastener through the hole in the middle of the spinner. Spread the ends to hold in place. Make sure the paperclip can spin. Leave some space between the spinner and the top of the brass fastener.



Continued on next page →



The Point

God speaks to us in different ways. One way He speaks to us is with His word, the Bible. You can use your spinner to look up some verses that can help you know God. I'll show you what to do. Borrow a child's spinner, spin it, then show them how to look up a verse. Look for the book of the Bible, then the big number and then the little number. Make sure they understand each step.

TALK ABOUT IT:

Do this section with your child while they are assembling their craft.

- 1. How someone speaks to us, often tells us with their tone what they're trying to say to us. Let's say our own names in different tones.** Try saying as if you're excited to see someone. Say it as if you're getting someone's attention. Say it as if you're calling them to come. Say it as if you're impatient. Try saying it as a whisper.
- 2. God speaks to us in all sorts of different ways. What are ways you can know it's God speaking to you and not just your inside your head voice?** (Someone else affirms it by telling you the same thing. It doesn't go against God's word. You feel a peace when you decide to follow it. Sometimes we don't know! But if it's not against God and won't hurt others we can do what the voice says.)
- 3. It's important to know what God's voice sounds like. The best way to learn about God's voice is to learn about His Character and we do that by reading the Bible. What are ways you can remember to read your Bible this week?** (Set a reminder on a device. Do it when you do another habit you're good at, like eating breakfast. Put a sticky note on a mirror or another place you'll notice it. Ask someone to do it with you. Read or listen to it in the car when you're driving somewhere.)

FAMILY PRAYER:

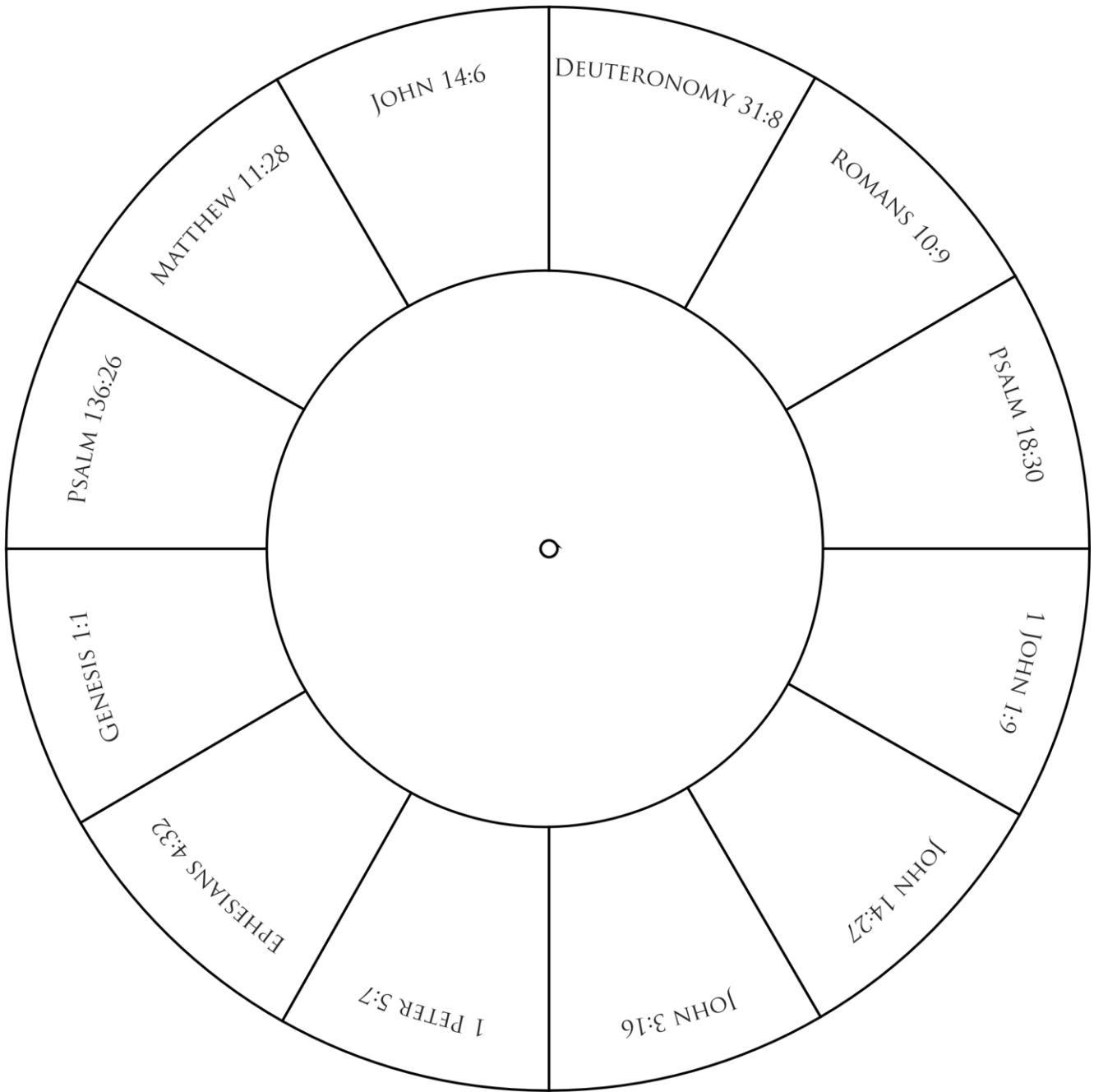
Dear God, we love you and thank you for speaking to us through the Bible, Jesus and your Holy Spirit, so we know how to obey you and live for you. Help us listen and obey like Samuel did. In Jesus' name, Amen.

OFFERING:

Our offering project will go to Samaritan's Purse Operation Christmas Child to help with shipping costs of the shoeboxes.

Continued on next page →

Cut out this piece



BIBLE READING CHALLENGE

Get to know God by reading His word, the Bible

Spin the spinner. Use the table of contents in your Bible to find the page number of the book. The next number is the chapter; look for the large number. Then the small number is the verse.

